

Fight Cancer With Our Breakthrough Platform xDRIVE/DxPP

Discover what our first-in-kind AI and cell enrichment technologies bring to treatment planning and drug development for cancer patients.



Founder Story

“When I lost my son to cancer, I knew there had to be better solutions.

I understood that each patient is unique and realized each treatment should match the patient’s disease, but cancer treatment today is a recipe book.

First Ascent is changing that.”

- Jim Foote / CEO





The Future of Cancer Treatment

First Ascent xDRIVE Platform

FDA

2018 Congress passes FDA **“Right to Try”** act. “patient has a life-threatening illness and exhausted approved treatments, working with a Physician the patient has the right to try whatever means the patient feels they need to take to save their own life.”

Pharma

Under “Right to Try” a pharmaceutical can make available to a doctor a Phase-1 drug “Investigational drug” for use, provided **claims of effectiveness** in support of approval

Doctors

Treating physicians, with informed consent on the eligibility of the investigational drug, intended to form the primary basis of a **claim of effectiveness** in support of approval

First Ascent
Biomedical


- First-In-Kind Cell Enrichment Technology
- Functional Drug Testing 100’s of FDA Approved Drugs
- AI/ML delivering **effectiveness** report in a week

Patient

For patients whose cancer has returned First Ascent provides new ways to fight using Functional Drug Testing, AI and Genomics to deliver actionable results in a week

The Future is Now!

xDRIVE by First Ascent Biomedical is the first and only medical oncology decision support system with a top-tier medical journal manuscript backing that integrates functional drug testing, DNA/RNA sequencing, and AI-guided tumor weakness mapping fed with First Ascent Biomedical exclusive data, resulting in a 60%+ response rate, compared to a <10% response rate in DNA/RNA based standard care practices today.

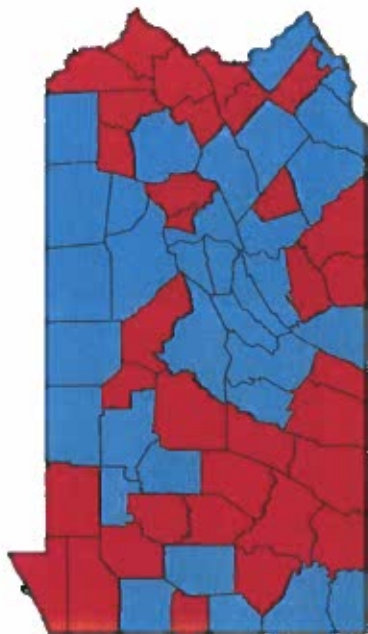


Pennsylvania Cancer Statics

Percent Change Between Projected 2022 and Observed 2019 Cancer Deaths, by County, Pennsylvania Residents

Observed
Projected

Statistic
Incidence
Mortality



Source: American Cancer Society's Cancer Facts & Figures
 Decrease No change Increase Statistically unreliable

35% Did Not Survive

Cancer Statistics Dashboard

All cancer sites

Number of new cases 2019 79,004	Age-adjusted rate per 100,000 people 2019 457.5	Rate of new case count of the 25 primary cancer sites 2019 -	Median age at diagnosis 2015-2019 67	Life-time risk of developing cancer 2015-2019 1 in 2	Avg annual % change of the age-adjusted rate 2015-2019 -0.8
Number of deaths 2019 27,703	Age-adjusted rate per 100,000 people 2019 152.7	Rate of death count of the 25 primary cancer sites 2019 -	Median age at death 2015-2019 73	Life-time risk of dying of cancer 2017-2019 1 in 5	Avg annual % change of the age-adjusted rate 2015-2019 -2.0
Number of survivors 2019 231,252	Percent (crude) per 100,000 people 2019 1.806	Number of survivors 2014-2018 231,252	Percent (crude) per 100,000 people 2014-2018 1.806		

Survival percent
65.0
2012-2018

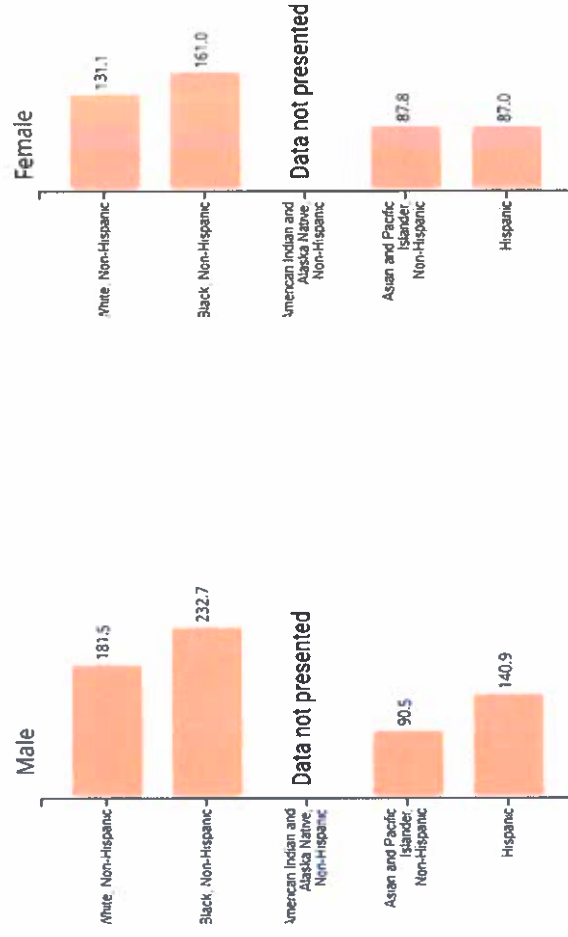
Five-year net survival percent

In any of the data provided, please include the following statement in any publication or release provided by the Pennsylvania Department of Health: The department specifically disclaims all analyses, interpretations or conclusions.

© 2023: Commonwealth of Pennsylvania

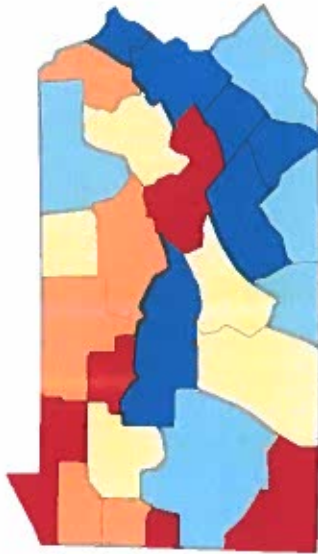
Pennsylvania Cancer Statics

Rate of Cancer Deaths in Pennsylvania, By Sex and Race and Ethnicity All Types of Cancer, 2020



Cancer Mortality Rates

Death Rates for Pennsylvania by Health Service Area
All Cancer Sites, 2018 - 2020
All Races (includes Hispanic), Both Sexes, All Ages



Age-Adjusted Annual Death Rate (Deaths per 100,000)

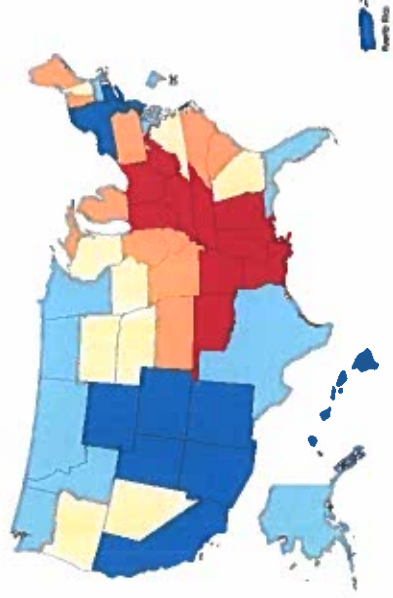
[Death Interval](#)

- 135.0 to 145.0
- > 145.0 to 155.0
- > 155.0 to 165.0
- > 165.0 to 175.0
- > 175.0

United States (1994, C.I.)
 168.0 (163.3 - 174.6)

Pennsylvania
 Rate (186.5 - 194.7)
 Healthy People 2020 Goal C01
 122.7

Death Rates for United States by State
All Cancer Sites, 2018 - 2020
All Races (includes Hispanic), Both Sexes, All Ages



Age-Adjusted Annual Death Rate (Deaths per 100,000)

[Death Interval](#)

- 135.0 to 145.0
- > 145.0 to 155.0
- > 155.0 to 165.0
- > 165.0 to 175.0
- > 175.0

United States (1994, C.I.)
 168.0 (163.3 - 174.6)

Healthy People 2020 Goal C01
 122.7

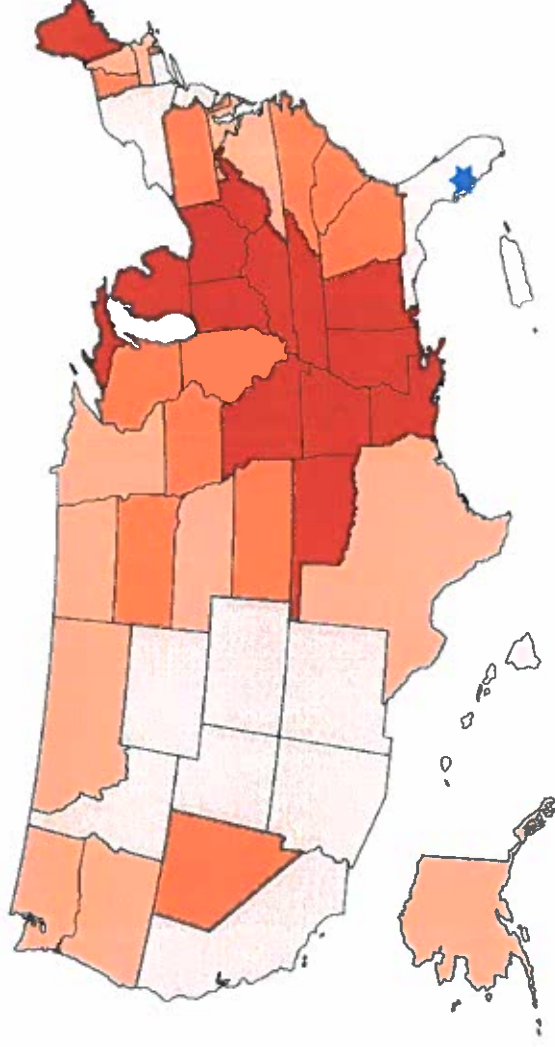

Go To Market Strategy

Go to Market Strategy

We have based our patient acquisition strategy on a two-pronged approach:

1. Partner with nationally recognized comprehensive cancer centers at the geographic hubs
2. Establish regional alliances with non-profits that patients gravitate to when seeking care
3. Establishing Regional Lab footprint to simplify and accelerate logistics (1) FL, (2) KY, (3) NV

Deaths per 100,000
standard population



Economic Impact For First Ascent Lab

First Ascent Biomedical Positions

Position	Median Salary	10yr Job Outlook	Number of Openings	Job Openings within 100 Miles
Computer & Information Research Scientist	\$124,370	23%	6,149	732
Medical & Health Service Managers	\$104,830	28%	44,721	4,361
Data Scientist	\$103,500	35%	10,480	965
DBA	\$85,660	9%	4,400	466
PhD. Scientist	\$84,745	17%	68,701	6,621
Accountant	\$78,000	4%	74,846	6,586
Medical Lab Scientist	\$99,930	10%	14,334	1,523
Clinical Lab Technician	\$57,380	7%	24,350	373
Medical Records Specialist	\$47,180	8%	16,132	1,429
Patient/Customer Support	\$38,500	-4%	215,288	16,922
Total Impact	\$824,095		479,401	39,978

Economic Impact of Research



PENNSYLVANIA

Estimated 2019 Population¹: 12,801,989

IMPACT

Economic Impact of Research²

- United for Medical Research reports that in 2019, NIH funded awards totaling **\$1.944 billion** in Pennsylvania, supporting **26,981 jobs** and **\$4.930 billion** in economic activity.
- In 2019, the pharmaceutical industry in Pennsylvania supported **81,036 jobs** and **2,517 businesses**.

Impact of Cancer in Pennsylvania³

- In 2020, an estimated 1,806,590 new cancer cases will be diagnosed in the United States. Of these cases, **80,240** will reside in Pennsylvania.
- In 2020, an estimated 606,520 Americans will lose their lives to cancer, including **27,860** residents of Pennsylvania.

Economic Impact

- **\$1.944B** in NIH research funding
- **\$4.930B** in economic impact
- **26,981 jobs** supported in PA
- **81,036 biopharma jobs** in PA

It's more than just scientific instruments



"A CLIA lab is more than just a space filled with scientific instruments; it's a crucible of knowledge, where the flames of curiosity and innovation ignite, transforming research into reality. With precision as their guiding principle, these laboratories illuminate the mysteries of human health, unravel the complexities of diseases, and forge a path towards a healthier, more informed future.

In the crucible of a CLIA lab, scientific dreams take shape, and the world is forever changed, one life at a time."

